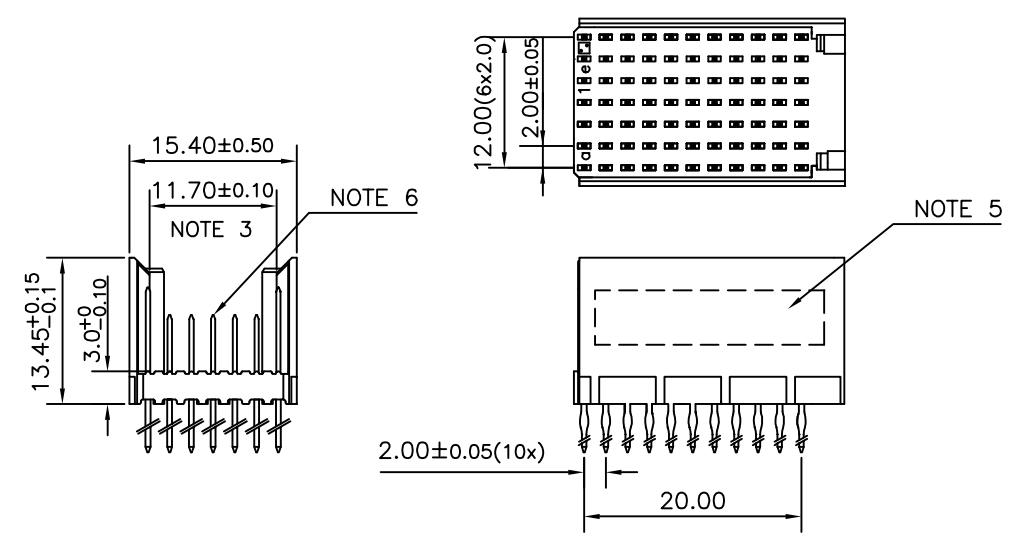


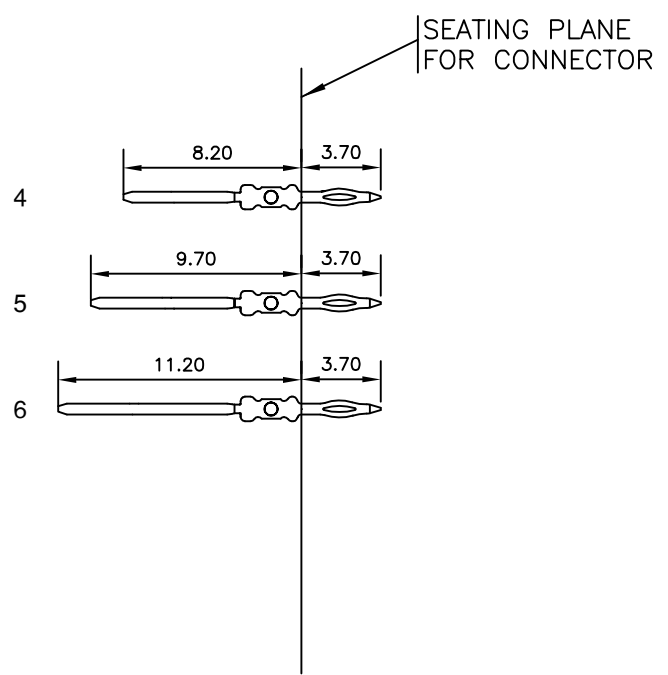
LOADING PATTERN MATING SIDE

f	6	6	6	6	6	6	6	6	6	6
e	5	5	5	5	5	5	5	5	5	5
d	4	4	4	4	4	4	4	4	4	4
c	4	4	4	4	4	4	4	4	4	4
b	4	4	4	4	4	4	4	4	4	4
a	5	5	5	5	5	5	5	5	5	5
z	6	6	6	6	6	6	6	6	6	6
POS	01				05					10

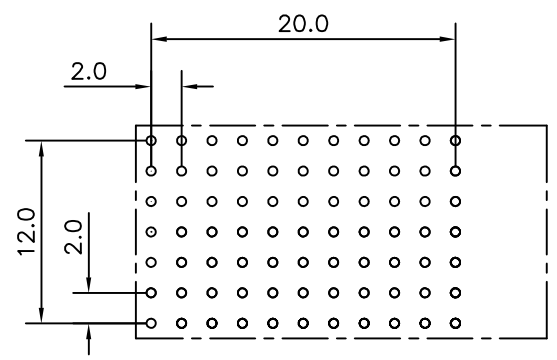
LOADED CONNECTOR ASSEMBLY
(FOR EXAMPLE)



CONTACT OVERVIEW



LAY-OUT P.C.B.-HOLE



HM2P60PDA1L1 LEAD FREE INDICATOR : LF = LEAD FREE (DIGIT 15 & 16)
PLATING CODE (DIGIT 13 AND 14) (REF DRW NO. BS,C , 201844 , 003)

- NOTES**
- THIS PRODUCT IS CSA APPROVED.
 - THIS PRODUCT IS UL RECOGNIZED.
 - MEASURED AT THE BOTTOM.
 - MATERIAL CONTACT: PHOSPHORBRONZE
HOUSING: CREAM WHITE GLASS FILLED POLYESTER UL-94V0
 - CONNECTOR PRINTED WITH P/N AND DATE CODE.
 - FOR ACTUAL CONTACT LOADINGS, SEE LOADING PATTERN MATING SIDE.
 - SHAPE OF CONNECTOR HOUSING CAN ALTER DEPENDING ON PRODUCTION LOCATION
 - THE PRODUCT (LF) MEETS EUROPEAN UNION DIRECTIVES AND OTHER COUNTRY REGULATIONS AS DESCRIBED IN GS-22-008
 - FOR RECOMMENDED PTH DIMENSIONS REFER DRAWING : BS, A , 201572 , 001
- CATALOG NO: HM2P60PDA1L1----

mat'l. code SEE NOTE 4		surface ISO 1302 ✓	tolerance ISO 406 ISO 1101	projection 	product family MILLIPACS
ltr	ecn no	dr	date	tolerances unless otherwise specified	title MPACS 5+2R STR HDR PF CONN TYPE C (WITHOUT PEGS)
A	105-0117	MINI	2005-07-19	angles linear .0±0.2	
B	106-0099	MINI	2006-07-14	0°±1°	scale -
		dr	MINI K VANDANATH	2005-07-19	dwg no sheet 1 of 1 size BS, C ,203028, 277 A3
		enr	BIJU K PAUL	2005-07-19	
		chr	BIJU K PAUL	2006-07-14	
		appd	BIJU K PAUL	2006-07-14	type Product Customer Drawing
sheet index	revision sheet	B	1		