

△	COUNT	REVISIONS	BY	CHKD	DATE	△	COUNT	REVISIONS	BY	CHKD	DATE
△						△					
△						△					

APPLICABLE STANDARD											
RATING	VOLTAGE	CONTACT No. 1 ~ 8	AC 125 V	APPLICABLE CABLES							
	CURRENT	CONTACT No. 1 ~ 8	500mA	OPERATING TEMPERATURE RANGE		-25°C ~ 80°C					
	POWER										
	SPECIALTY										

SPECIFICATIONS

No.	ITEM	CONDITIONS	TEST STANDARD	MIN	MAX	UNITS	QT	AT	
1	DESIGN-MATERIAL-FINISH	ADC		—	—	—	○	○	
2	MARKING	Applicable Std. and DC 3-23509		—	—	—	○	○	
3	INSULATION RESISTANCE	Must be over the standard value at DC 100 V		100	—	MΩ	○	○	
4	CONTACT RESISTANCE UNIT CONTACT	The voltage drop must be under the Std. value at DC 100 mA		—	200	mΩ	○	○	
	CONTACT	The voltage drop must be under the Std. value at DC A.		—	—	mΩ	—	—	
5	DIELECTRIC WITHSTANDING VOLTAGE	Must keep the AC 500 V for one minute.		—	—	—	○	○	
6	LOW LEVEL CIRCUIT	The Contact Resistance must be under the Std. value at DC 20 mV less and 1 mA.		—	—	mΩ	—	—	
7	DRY CIRCUIT	Must have conductivity in alternate current at DC μV.		—	—	—	—	—	
8	CONTACT ENGAGEMENT AND SEPARATION FORCES	Must be suitable for the Std. value at applicable gauge.	gauge size	—	—	gf	—	—	
	MATING AND UNMATING FORCES	Must be suitable for the Std. value.	MATING UNMATING	—	—	kgf	—	—	
9	HUMIDITY	Insulation resistance must be over the Std. Value at 40°C 90 ~ 95% 500 h.	at high humidity	JIS C 5402 7.3	1	—	MΩ	○	—
			after high humidity		10	—	MΩ	○	—
10	VIBRATION	Must have no damage, crack and looseness of parts at Frequency range 10 ~ 55 Hz. Total amplitude 1.5mm, —G at 2 hours for 3 directions.	JIS C 5402 6.1	—	—	—	○	—	
11	SHOCK	Must have no damage, crack and looseness of parts at 50 G at 3 times for 3 directions.	JIS C 5402 6.2	—	—	—	○	—	
12	TEMPERATURE CYCLING	Must have no damage, crack and looseness of parts for -55 ~ +85 °C, 5 cycles.	JIS C 5402 7.2 (D)	—	—	—	○	—	
13	DURABILITY UNIT CONTACT	Must be less than the Std. value after 200 times insertion and extraction at the condition described in above item No.4.		—	220	mΩ	○	—	
				—	—	mΩ	—	—	
14	SALT SPRAY (CORROSION)	Must not have heavy corrosion after 5% salt water spray for 48 hours	JIS C 5402 7.1	—	—	—	○	—	
15	DIPPING TERMS	UNDER THE TERMS SPECIFIED TO THE RIGHT, MUST HAVE NO PROBLEM FLUX TIGHT AND SOLDERABILITY.	PRE-HEAT: 90°C ~ 130°C SOLDER TEMP 270°C± 5°C	—	—	—	○	—	

REMARKS	製図	担当	検図	発図	承認	出図

ISSUED BY

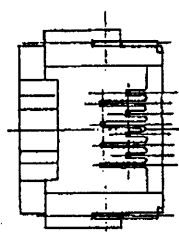
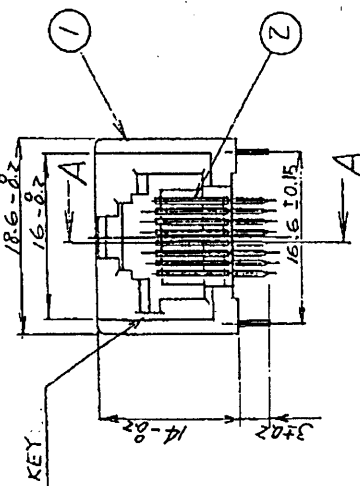
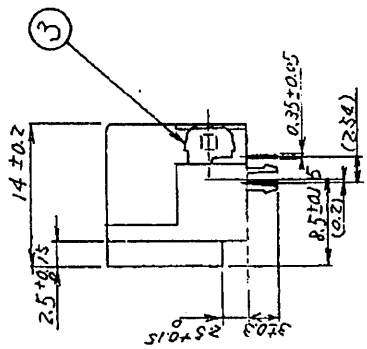
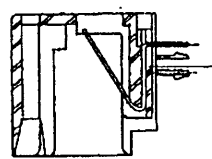
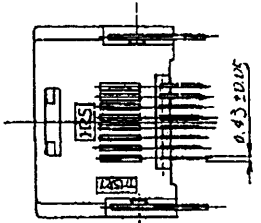
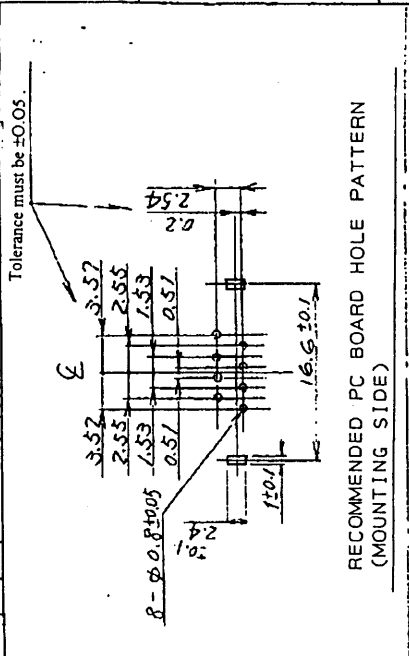
HRS HIROSE ELECTRIC CO., LTD.

FOR REFERENCE ONLY
Subject to change without notice 9/8/00 (長)

PART No. **TM5RJ1-88**
 CODE No. **CL 222-1169-0**

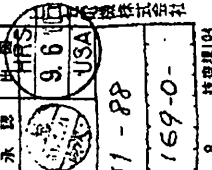
DRAWING No. **ELC4-23509** **SPECIFICATION SHEET**

5	訂正記事	年月日	年月日	年月日
6	訂正記事	年月日	年月日	年月日
7	訂正記事	年月日	年月日	年月日
8	訂正記事	年月日	年月日	年月日



FOR REFERENCE ONLY
Subject to change without notice

2	PHOSPHOR BRONZE	SELECTIVE GOLDPLATING + TIN-LEAD	3	PHOSPHOR BRONZE	TIN-LEAD
1	PBT	(GRAY)			FINISH, REMARKS
NO MATERIAL		FINISH, REMARKS	NO MATERIAL		
寸法区分		公差	寸法区分		
6以下		±0.3	6以下		
6以上 18以下		±0.5	6以上 18以下		
18以上 30以下		±0.7	18以上 30以下		
30以上 125以下		±1.3	30以上 125以下		
125以上 250以下		±1.3	125以上 250以下		
250以上		±1.3	250以上		
9/8/00			承認		
DC3-			承認		
DC3-23/83-			承認		
DC3-23/83-			承認		



TM5RJ1-88
CL222-1169-0-