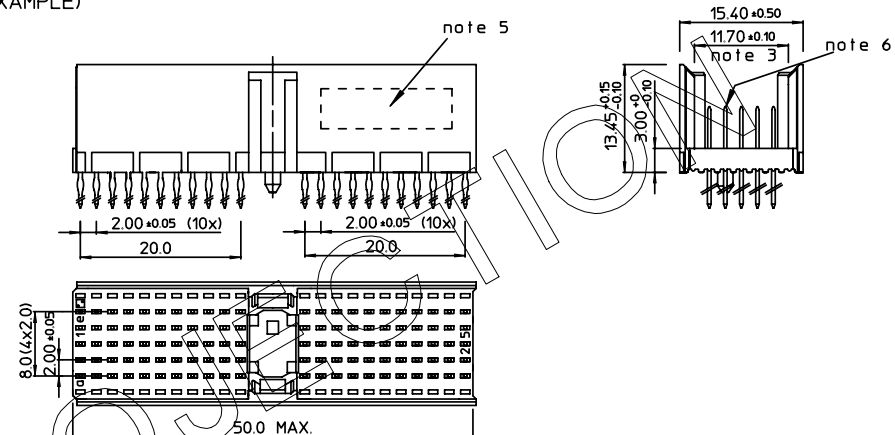


REV.	DATE	DESCRIPTION	BY	C'K'D'
A	2002-02-27	B20041	M.FRET	
B	2002-05-29	EC B20086	MF	
C	2005-10-07	105-0184	ALEX B	BKP
D	2006-08-11	106-0116	ALEX B	BKP

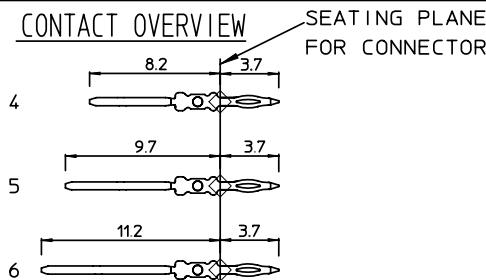
LOADING PATTERN MATING SIDE

f	0	0	0	0	0	0	0	0	0	0		0	0	0	0	0	0	0	0	0	0	0	0
e	5	5	5	5	5	5	5	5	6	5		5	6	5	5	5	5	5	5	5	5	5	5
d	6	6	6	6	6	6	6	6	6	6		6	6	6	6	6	6	6	6	6	6	6	6
c	5	5	5	5	5	5	5	5	6	5		5	5	5	5	5	5	5	5	5	5	5	5
b	6	6	6	6	6	6	6	6	5	5		5	5	6	6	6	6	6	6	6	6	6	6
a	5	5	5	5	6	5	5	4	5	5		5	5	5	5	6	5	5	5	5	5	5	5
z	0	0	0	0	0	0	0	0	0	0		0	0	0	0	0	0	0	0	0	0	0	0
POS	0	5	10	15	20	25																	

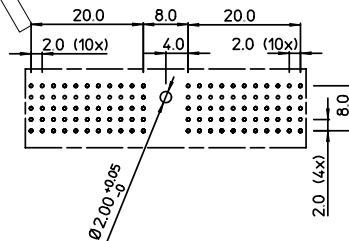
LOADED CONNECTOR ASSEMBLY
(FOR EXAMPLE)



CONTACT OVERVIEW



LAY-OUT P.C.B.-HOLE



HM2P07PDS290

LEAD FREE INDICATOR : LF = LEAD FREE
(DIGIT 15 & 16)

PLATING CODE (DIGIT 13 AND 14)
(REF DWG No. BS,C ,201844,003)

NOTES:

1. THIS PRODUCT IS CSA APPROVED.
2. THIS PRODUCT IS UL RECOGNIZED.
3. MEASURED AT THE BOTTOM.
4. MATERIAL CONTACT: PHOSPHORBRONZE
HOUSING: CREAM WHITE GLASSFILLED POLYESTER UL-94V0
5. CONNECTOR PRINTED WITH P/N AND DATE CODE.
6. FOR ACTUAL CONTACT LOADINGS, SEE LOADING PATTERN MATING SIDE.
7. SHAPE OF CONNECTOR HOUSING CAN ALTER DEPENDING ON PRODUCTION LOCATION.
8. THE PRODUCT (LF) MEETS EUROPEAN UNION DIRECTIVES AND OTHER COUNTRY REGULATIONS AS DESCRIBED IN GS-22-008
9. FOR RECOMMENDED PTH DIMENSIONS REFER DRAWING : BS,A ,201572,001

1DEC ±0,2 2DEC ±0,1 ANGLES ±1°	APPR. DRAFT CHECKED	DATE 2002-02-06	SIGN. M.Fret	MPACS 5R STR HDR CONN TYPE A
				CAT. No. HM2P07PDS290----
WE RESERVE THE RIGHT TO CHANGE DIMENSIONS OR REQUIREMENTS WITHOUT PRIOR NOTICE.	PROD. MGR. PR. ENG. MGR. PR. MGT. MGR.			SCALE
ALL DIMENSIONS IN MM			REFERENCES	
				FCI www.fciconnect.com
				BS,C ,202788 ,184 D

